

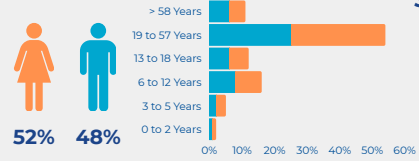
Situation Overview

- As of October 20, 2024, the Lebanese Ministry of Health reported **2,464 deaths** and **11,530 wounded** as a result of Israeli attacks.
- The Emergency Committee's 23rd report states Israel has launched **10,415** attacks on Lebanon since the conflict began.
- 1,096** official shelters have been opened to accommodate over **191,518** displaced individuals from the South. The total number of displaced people is estimated to be around **1.2 million**.
- On October 16, Israel resumed airstrikes on Dahye, Beirut, following a five-day pause.
- As of October 17, **95** healthcare workers have been reported killed by Israeli strikes, and **77** were injured.
- On October 19, an Israeli airstrike targeted a car on the highway in Jounieh, Mount Lebanon, intensifying tensions in areas previously outside the immediate conflict zone.
- On the night of October 20, the IDF announced plans to strike areas in Lebanon connected to Qard al-Hassan, Hezbollah's financial institution. These strikes caused further displacement from Beirut, the Bekaa Valley, and Saida.

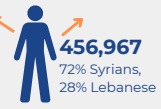
Displaced



Displacement Demographics*



Crossed into Syrian territory**



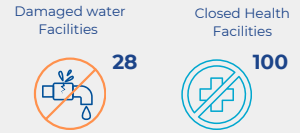
Casualties



Established Shelters**



Affected Civilian Infrastructure***



*According to the International Organization for Migration (IOM), October 17, 2024.
**According to Disaster Risk Management Daily Situation Report #21, October 17, 2024.
***According to UNOCHA: Lebanon At a Glance Report as of October 17, 2024.




JRS Response

JRS continues to scale up its humanitarian response in Lebanon to address the urgent needs of those affected by the escalating conflict. Our teams are working tirelessly to provide essential services, including shelter, food, hygiene essentials and psycho-social support activities to vulnerable populations, particularly displaced persons. All numbers reported reflect JRS response activities starting **September 23, 2024** until **October 18, 2024**.

Total People Served



Demographics



Food Security



2,543
to 79 families

Meals



1,692
to 1,397 families

Food Baskets



2,903 L
to 79 families

Drinking Water

Basic Assistance



1,134
to 501 families

Core Relief Items
(Blankets, Pillows, Mattresses)

WASH



794
to 959 families

Hygiene Kits



1,088
to 1,177 families

Cleaning Materials



Protection



80
to 80 women

Dignity Kits




170
120 (shelters),
45 (medical),
5 (protection)

Referrals



72
staff
attending
PSS Sessions

**Staff Care
Sessions**



26
children in
JRS
Shelters

**Children Attending
Recreational Activities**

MHPSS

Shelter



2
hosting 79
families

**Shelters Provided
by JRS**



157

IDPs hosted by JRS



31

**Collective Shelters of
Interventions**